


Exhibition Activity : Exquisite Corpse

展覽活動：隨機接龍

[EXHIBITION] From Two Arises Three:
The Collaborative Works of Arnold Chang and Michael Cherney
[展覽] 《二生三：張洪與秋麥合作作品》



[EXHIBITION] From Two Arises Three:
The Collaborative Works of Arnold Chang and Michael Cherney
[展覽]《二生三：張洪與秋麥合作作品》

According to Laozi, “three” is not merely a number, but a powerful infinite expansion from dual collaborative forces. As a way to bring together your thoughts and art medium together, try out the following activities with your partner(s).

老子認為「三」並非單純一個數字，而是由二元結合成強大無盡的延伸。請嘗試與你的同伴完成以下活動，透過不同的藝術媒介把你的創意展示出來！

Activity: Exquisite Corpse (Around 20 minutes)

活動：隨機接龍 (約 20 分鐘)


A collaborative poetry and drawing game that can be played by several people.
此遊戲可分為詩詞及繪畫兩部份，需數人合作完成。

For poems, write down two lines of poetry and fold the paper over so that only the second line is visible. Pass the paper on to the next person. The next individual reads the line that is visible and then adds two lines. They then fold the paper over in the same way so that only their second line is visible. After the page is full, unfold the paper and read the poem out loud.


詩詞：請寫下兩行詩句，再把紙張摺起來，只露出第二行詩句並遞交予同伴。同伴可閱讀露出的詩句，續寫兩行詩句，再把紙張摺起來，只露出續寫後的第二行詩句並交予另一同伴。重覆以上步驟直至頁面填滿，便可攤開紙張讀出合作完成的詩詞。

For drawings, each person draws one third of an image, starting at the top of the page. After the first artist is done, fold down the paper, so that only a small section of the drawing is visible, and then pass the page on to the next author. After all three artists are finished, unfold the page and behold your masterpiece.

繪畫：從紙張頂部開始，每人繪畫三分之一的圖案。當第一位藝術家完成後，摺下自己繪畫的部份，下方只留下少許圖案作為提示，再遞交予另一位藝術家。當三名藝術家完成後，便可攤開紙張欣賞合作完成的大師作品。



Samples 示範：



Instructions:

1. Take a piece of A4 paper and fold the paper into three sections.
2. Decide who will do the HEAD, the BODY and the TAIL by picking the face-down blue card.
3. Draw or decorate a section of folded paper without letting others see.
4. After everyone finishes their section, unfold the paper. What did you make? How does each section link?

說明:

1. 取出一張 A4 紙，把紙張摺成三等份。
2. 每人選取一張藍色卡面朝下的紙牌，決定誰負責繪畫頭部、身體及尾部。
3. 繪畫或裝飾其中一等份被摺疊的紙張，並避免讓他人看見自己的作品。
4. 當所有人完成自己負責的部份後，請攤開紙張。你們創作了什麼圖案？每一部份是怎樣連結起來？

From Two Arises Three:

The Collaborative Works of Arnold Chang and Michael Cherney

《二生三：張洪與秋麥合作作品》

For exhibition details, please visit UMAG website: <https://bit.ly/from2arises3ch>

展覽詳情可參閱博物館網站：<https://bit.ly/from2arises3eng>

Exhibition Handout 展覽場刊: <https://bit.ly/from2arises3handout>